

ELECTRICAL DESIGN GROUP

ELECTRICAL BUILDING SERVICES CONSULTANTS

P.O. Box 15, SHERWOOD Q. 4075

Phone: (07) 3278 4375 Fax: (07) 3716 0222

Web Site: www.edg.net.au Email: brisbane@edg.net.au


C3630a - JIMBOOMBA TAVERN

C3630a-0002(A).xls

ELECTRICAL EQUIPMENT SCHEDULE

REVISION A - 24 OCTOBER 2025

THE LIGHT FITTING SUPPLIER CONTACT DETAILS MAY BE AVAILABLE ON THE EDG WEBSITE VIA THE FOLLOWING LINK www.edg.net.au/Links/Lighting.htm					
TYPE	LAMPS	DESCRIPTION	COLOUR / ACCESSORY	CATALOGUE No	REV
S1	10W/M 3000K LED	IP67 LED FLEX SCREW FIXED ONTO THE LEADING EDGE OF THE EXTERNAL WALL AS PER THE ARCHITECTURAL DETAIL. PROVIDE THE STRIP WITH REMOTE DALI DIMMABLE POWER SUPPLIES AS REQUIRED LOCATE THE POWER SUPPLIES IN A CONCEALED ACCESSIBLE POSITION NOTED ON THE AS CONSTRUCTED DOCUMENTS. CONFIRM THE BEND PLANE (TOP OR SIDE) ON SITE WITH THE ARCHITECT.	WHITE	RAPID LED R2321 OR R2322 + POWER SUPPLY & DALI CONTROLLER	A
S2	14W/M 3000K LED	LED STRIP TAPE FIXED TO THE REAR OF THE TV VIA DOUBLE SIDED HEAT RESISTANT TAPE. PROVIDE THE STRIP WITH REMOTE DALI DIMMABLE POWER SUPPLIES AS REQUIRED LOCATE THE POWER SUPPLIES IN A CONCEALED ACCESSIBLE POSITION NOTED ON THE AS CONSTRUCTED DOCUMENTS.	WHITE	RAPID LED R2334 AND POWER SUPPLY & DALI CONTROLLER	A
S3	14.4W/M 3000K LED	LED STRIP WITHIN A SCREW FIXED EXTRUSION C/W DIFFUSER MOUNTED ON THE EXPOSED TRUSS AS PER THE ARCHITECTURAL DETAIL. PROVIDE THE STRIP WITH REMOTE DALI DIMMABLE POWER SUPPLIES AS REQUIRED LOCATE THE POWER SUPPLIES IN A CONCEALED ACCESSIBLE POSITION NOTED ON THE AS CONSTRUCTED DOCUMENTS.	NATURAL	RAPID LED R2334 PLUS ALUMINIUM EXTRUSION AND POWER SUPPLY & DALI CONTROLLER	A
S4	14.4W/M 3000K LED	LED STRIP WITHIN A SCREW FIXED EXTRUSION INTO THE REAR BAR JOINERY C/W DIFFUSER AS PER THE ELEVATION. MOUNT AS PER THE ARCHITECTURAL DETAIL. PROVIDE THE STRIP WITH REMOTE DALI DIMMABLE POWER SUPPLIES AS REQUIRED LOCATE THE POWER SUPPLIES IN A CONCEALED ACCESSIBLE POSITION NOTED ON THE AS CONSTRUCTED DOCUMENTS.	NATURAL	RAPID LED R2334 PLUS ALUMINIUM EXTRUSION AND POWER SUPPLY & DALI CONTROLLER	A
S5	14.4W/M 3000K LED	LED STRIP WITHIN A SCREW FIXED EXTRUSION C/W DIFFUSER MOUNTED WITHIN THE COUNTER PELMENT AS PER THE ARCHITECTURAL DETAIL. PROVIDE THE STRIP WITH REMOTE DALI DIMMABLE POWER SUPPLIES AS REQUIRED LOCATE THE POWER SUPPLIES IN A CONCEALED ACCESSIBLE POSITION NOTED ON THE AS CONSTRUCTED DOCUMENTS.	NATURAL	RAPID LED R2334 PLUS ALUMINIUM EXTRUSION AND POWER SUPPLY & DALI CONTROLLER	A



ELECTRICAL DESIGN GROUP

ELECTRICAL BUILDING SERVICES CONSULTANTS

P.O. Box 15, SHERWOOD Q. 4075

Phone: (07) 3278 4375 Fax: (07) 3716 0222

Web Site: www.edg.net.au Email: brisbane@edg.net.au

C3630a - JIMBOOMBA TAVERN

C3630a-0002(A).xls

ELECTRICAL EQUIPMENT SCHEDULE

REVISION A - 24 OCTOBER 2025

THE LIGHT FITTING SUPPLIER CONTACT DETAILS MAY BE AVAILABLE ON THE EDG WEBSITE VIA THE FOLLOWING LINK www.edg.net.au/Links/Lighting.htm					
TYPE	LAMPS	DESCRIPTION	COLOUR / ACCESSORY	CATALOGUE No	REV
S6	14.4W/M 3000K LED	LED STRIP WITHIN A SCREW FIXED EXTRUSION C/W DIFFUSER MOUNTED WITHIN THE COUNTER BULKHEAD PELMENT AS PER THE ARCHITECTURAL DETAIL. PROVIDE THE STRIP WITH REMOTE DALI DIMMABLE POWER SUPPLIES AS REQUIRED LOCATE THE POWER SUPPLIES IN A CONCEALED ACCESSIBLE POSITION NOTED ON THE AS CONSTRUCTED DOCUMENTS.	NATURAL	RAPID LED R2334 PLUS ALUMINIUM EXTRUSION AND POWER SUPPLY & DALI CONTROLLER	A
S7	10W/M 3000K LED	IP67 LED FLEX SCREW FIXED ONTO THE FRONT FACE OF THE GARDEN WALL. PROVIDE THE STRIP WITH REMOTE DALI DIMMABLE POWER SUPPLIES AS REQUIRED LOCATE THE POWER SUPPLIES IN A CONCEALED ACCESSIBLE POSITION NOTED ON THE AS CONSTRUCTED DOCUMENTS. CONFIRM THE BEND PLANE (TOP OR SIDE) ON SITE WITH THE ARCHITECT.	WHITE	RAPID LED R2321 OR R2322 + POWER SUPPLY & DALI CONTROLLER	A
PD01	TRAILING EDGE DIMMABLE 240 VOLT 2200K E27 ST64 LED 250 LUMENS +/- 10% 15,000 HOUR LIFE LAMP	520IA X 520 HIGH DECORATIVE PENDANT. CONFIRM THE SUSPENSION HEIGHT ONSITE WITH THE ARCHITECT	RATTAN	FAT SHACK VINTAGE P153-LRG	A
PD02	TRAILING EDGE DIMMABLE 240 VOLT 2200K E27 LED 250 LUMENS +/- 10% 15,000 HOUR LIFE LAMP	500DIA DECORATIVE PENDANT. CONFIRM THE SUSPENSION HEIGHT ONSITE WITH THE ARCHITECT	BLACK CORD	ABOUT SPACE SKYBALL PENDANT 500DIA	A
PD03	TRAILING EDGE DIMMABLE 240 VOLT 2200K E27 LED 250 LUMENS +/- 10% 15,000 HOUR LIFE LAMP	800DIA DECORATIVE PENDANT. CONFIRM THE SUSPENSION HEIGHT ONSITE WITH THE ARCHITECT	BLACK CORD	ABOUT SPACE SKYBALL PENDANT 800DIA	A
PD04	TRAILING EDGE DIMMABLE 240 VOLT 2200K E27 LED 250 LUMENS +/- 10% 15,000 HOUR LIFE LAMP	DECORATIVE PENDANT. CONFIRM THE SUSPENSION HEIGHT ONSITE WITH THE ARCHITECT	BLACK	TBA	A
PD05	TRAILING EDGE DIMMABLE 240 VOLT 2200KB22 A60 LED 250 LUMENS +/- 10% 15,000 HOUR LIFE LAMP	400DIA X 230H DECORATIVE PENDANT. CONFIRM THE SUSPENSION HEIGHT ONSITE WITH THE ARCHITECT	BLACK CORD	FAT SHACK VINTAGE P799-RNDB-SML	A



ELECTRICAL DESIGN GROUP

ELECTRICAL BUILDING SERVICES CONSULTANTS

P.O. Box 15, SHERWOOD Q. 4075

Phone: (07) 3278 4375 Fax: (07) 3716 0222

Web Site: www.edg.net.au Email: brisbane@edg.net.au


C3630a - JIMBOOMBA TAVERN

C3630a-0002(A).xls

ELECTRICAL EQUIPMENT SCHEDULE

REVISION A - 24 OCTOBER 2025

THE LIGHT FITTING SUPPLIER CONTACT DETAILS MAY BE AVAILABLE ON THE EDG WEBSITE VIA THE FOLLOWING LINK www.edg.net.au/Links/Lighting.htm					
TYPE	LAMPS	DESCRIPTION	COLOUR / ACCESSORY	CATALOGUE No	REV
TL01	9W 3000K LED PER FITTING	SURFACE TRACK C/W FITTINGS AS INDICATED PROVIDE EACH TRACK WITH A REMOTE DALI DIMMABLE DRIVER LOCATED IN A CONCEALED ACCESSIBLE POSITION NOTED ON THE AS CONSTRUCTED DOCUMENTS.	BLACK	LUMEN 8 NIX 45 TRACK AND SOLIS SON145TK09930 FITTINGS DALI DIMMABLE	A
WLE	EXISTING DALI DIMMABLE WALL MOUNTED UPLIGHT TO BE RETAINED AND RESUPPLIED AS INDICATED				A
WL01	TRAILING EDGE DIMMABLE A60 240 VOLT 2700K 400LUMEN +/-10% E27 LED	DECORATIVE 305X115 WALL LIGHT MOUNTED AS PER THE ARCHITECTURAL DETAILS	BLACK CORD	FAT SHACK VINTAGE W1137-LNG-GLD-CLR	A
WL02	TRAILING EDGE DIMMABLE A60 240 VOLT 2700K 400LUMEN +/-10% E27 LED	DECORATIVE 120 X 320 WALL LIGHT MOUNTED AS PER THE ARCHITECTURAL DETAILS	GOLD BRASS	FAT SHACK VINTAGE FAT SHACK VINTAGE W1137-LNG-GLD-CLR	A
WL03	TRAILING EDGE DIMMABLE A60 240 VOLT 2700K 400LUMEN +/-10% E27 LED	DECORATIVE 95 X 140 WALL LIGHT MOUNTED AS PER THE ARCHITECTURAL DETAILS	BRASS	FAT SHACK VINTAGE W761-BRS	A
WL10		REPLACE THE EXISTING EXTERNAL FITTING WITH AN IP56 RATED UP/ DOWN LIGHT	BLACK	ABOUT SPACE PILLAR UP/DOWN	A
WL11	TRAILING EDGE DIMMABLE GU10 240 VOLT 2700K 200 LUMEN +/-10% E27 LED	DECORATIVE 156X 139 WALL LIGHT MOUNTED AS PER THE ARCHITECTURAL DETAILS	BLACK	LIGHTING COLLECTIVE FNOR017WL-001	A
WL12	TRAILING EDGE DIMMABLE A60 240 VOLT 2700K 400LUMEN +/-10% E27 LED	DECORATIVE 250 X 260 WALL LIGHT MOUNTED AS PER THE ARCHITECTURAL DETAILS	BLACK	FAT SHACK VINTAGE W1033-ABRZ	A
RD01	12W 3000K LED	RECESSED DOWNLIGHT C/W 24 DEG BEAM REMOTE DALI DIMMABLE DRIVER	BLACK	RAPID R1077-WH-12W WW-DALI BLACK	A
RD02	12W 3000K LED	RECESSED DOWNLIGHT C/W 24 DEG BEAM REMOTE DALI DIMMABLE DRIVER	WHITE	RAPID R1077-WH-12W WW-DALI	A
RD03	12W 3000K LED	RECESSED DOWNLIGHT C/W 24 DEG BEAM REMOTE DALI DIMMABLE DRIVER	BLACK	RAPID R1077-WH-12W WW-DALI BLACK	A



ELECTRICAL DESIGN GROUP

ELECTRICAL BUILDING SERVICES CONSULTANTS

P.O. Box 15, SHERWOOD Q. 4075

Phone: (07) 3278 4375 Fax: (07) 3716 0222

Web Site: www.edg.net.au Email: brisbane@edg.net.au


C3630a - JIMBOOMBA TAVERN

C3630a-0002(A).xls

ELECTRICAL EQUIPMENT SCHEDULE

REVISION A - 24 OCTOBER 2025

THE LIGHT FITTING SUPPLIER CONTACT DETAILS MAY BE AVAILABLE ON THE EDG WEBSITE VIA THE FOLLOWING LINK www.edg.net.au/Links/Lighting.htm					
TYPE	LAMPS	DESCRIPTION	COLOUR / ACCESSORY	CATALOGUE No	REV
RD04	12W 3000K LED	RECESSED DOWNLIGHT C/W 24 DEG BEAM REMOTE DRIVER CIRCUIT AND SWITCH WITH THE EXISTING ADJACENT AMENITY LIGHTS	WHITE	RAPID R1077-WH-12W-WW-DALI	A
SL01		SPOT LIGHT	TBA	TBA	A
L1	EXISTING DALI DIMMABLE RECESSED DOWNLIGHT TO BE RETAINED AND RESUPPLIED AS INDICATED				A
L2	EXISTING DALI DIMMABLE PENDANT TO BE RETAINED AND RESUPPLIED AS INDICATED				A
G1	GAMING BASE KICK LED STRIP LIGHTS TO BE PROVIDED AS PART OF THE GAMING BASE AND CONNECTED BY THE GAMING ELECTRICIAN.				A
FS01	1W LED AT 500 CENTRES	FESTOON LIGHTS WITH NEW 24V DC IP65 FESTOON LIGHTING TO BE FIXED TO A 316 STAINLESS STEEL WIRE SUPPORT SYSTEM. SUPPLY THE NEW FESTOON LIGHTS VIA REMOTE DALI DIMMABLE DRIVERS IN A CONCEALED ACCESSIBLE POSITIONS NOTED ON THE AS CONSTRUCTED DOCUMENTS. CONFIRM THE LENGTH AND POSITION ON SITE ENSURE THE FESTOON LIGHTS ARE LOWER THAN THE ADJACENT CEILING FANS	BLACK CABLE AND FIXINGS 316 STAINLESS STEEL SUPPORT AND FIXINGS	FIRE FLY FFC-LS-50-24VE27-BK	A
POLE	PROVIDE A NEW 150 DIA HOT DIPPED GALVANIZED POLE C/W REINFORCED FOOTING TO SUPPORT THE FESTOON LIGHTING. CONFIRM THE POLE HEIGHT ON SITE WITH THE ARCHITECT. ALLOW A POLE UP TO 3M IN HEIGHT.				A
E1	LED	EMERGENCY LIGHT: RECESSED NON-MAINTAINED EMERGENCY LIGHT. AS2293 CLASSIFICATION C0-D40 - C90-D40.	WHITE	CLEVERTRONICS LLIFE	A
E2	LED	EMERGENCY LIGHT: RECESSED NON-MAINTAINED EMERGENCY LIGHT. AS2293 CLASSIFICATION C0-D40 - C90-D40.	BLACK	CLEVERTRONICS LLIFEBLK	A
E3	LED	EMERGENCY LIGHT: SURFACE MOUNTED NON-MAINTAINED EMERGENCY LIGHT. AS2293 CLASSIFICATION C0-D40 - C90-D40.	WHITE	CLEVERTRONICS LLIFESM	A
E4	LED	EXIT LIGHT: MAINTAINED 24M VIEWING DISTANCE EXIT LIGHT C/W DIFFUSERS & DIRECTIONAL ARROWS AS SHOWN. CEILING SURFACE MOUNT OR WALL MOUNT BETWEEN 2100mm & 2700mm AFFL IF THERE IS NO VERTICAL SURFACE TO MOUNT THE FITTING ON WITHIN THIS RANGE CONFIRM THE MOUNTING HEIGHT WITH THE ENGINEER. AS2293 CLASSIFICATION C0-D1.25- C90-D2	BLACK	CLEVERTRONICS LUBPRO-SM-BLK	A



ELECTRICAL DESIGN GROUP

ELECTRICAL BUILDING SERVICES CONSULTANTS

P.O. Box 15, SHERWOOD Q. 4075

Phone: (07) 3278 4375 Fax: (07) 3716 0222

Web Site: www.edg.net.au Email: brisbane@edg.net.au


C3630a - JIMBOOMBA TAVERN

C3630a-0002(A).xls

ELECTRICAL EQUIPMENT SCHEDULE

REVISION A - 24 OCTOBER 2025

THE LIGHT FITTING SUPPLIER CONTACT DETAILS MAY BE AVAILABLE ON THE EDG WEBSITE VIA THE FOLLOWING LINK www.edg.net.au/Links/Lighting.htm					
TYPE	LAMPS	DESCRIPTION	COLOUR / ACCESSORY	CATALOGUE No	REV
EX	LED	EXIT LIGHT: MAINTAINED 24M VIEWING DISTANCE EXIT LIGHT C/W DIFFUSERS & DIRECTIONAL ARROWS AS SHOWN. CEILING SURFACE MOUNT OR WALL MOUNT BETWEEN 2100mm & 2700mm AFFL IF THERE IS NO VERTICAL SURFACE TO MOUNT THE FITTING ON WITHIN THIS RANGE CONFIRM THE MOUNTING HEIGHT WITH THE ENGINEER. AS2293 CLASSIFICATION C0-D1.25- C90-D2	BLACK	CLEVERTRONICS LUBPRO-SM	A
BL01	2200K LED	TREE BUD LIGHTS. ALLOW A PC SUM FOR THE SUPPLY AND INSTALLATION OF EACH BL FITTING.	BLACK	ALLOW A PC SUM OF \$10,000.00 PLUS GST FOR THE SUPPLY OF EACH BL FITTING	A
HL01	100W IR LAMP	HEAT LAMP PENDANT TO BE PROVIDED WITH AN INDIVIDUAL SWITCH. CONFIRM THE SUSPENSION HEIGHT ON SITE WITH THE ARCHITECT.	ANTIQUE COPPER	HATCO DL-2100	A
CHANNEL x		CONTROL CHANNEL WITH A NUMERICAL REFERENCE. REFER TO THE POWER AND LIGHTING CONTROL SCHEMATIC / SCHEDULE			A
ONE-WAY LIGHT SWITCH		ONE-WAY LIGHT SWITCH C/W CIRCUIT IDENTIFICATION ON THE FACEPLATE BEHIND THE SURROUND MOUNTED AT 1000mm AFFL UNLESS NOTED OTHERWISE.	WHITE UNLESS NOTED AS BLACK (BK)	CLIPSAL C2000 SERIES FACEPLATE	A
LIGHTING CONTROL SWITCH PANEL (SPx)		6-BUTTON PROGRAMMABLE SWITCH PANEL C/W CENTRAL LCD DISPLAY MOUNTED AT 1000mm AFFL UNLESS NOTED OTHERWISE.	ALUMINIUM	DYNALITE ANTUMBRA DISPLAY	A
SINGLE POWER OUTLET		SINGLE POWER OUTLET C/W CIRCUIT IDENTIFICATION ON THE FACEPLATE BEHIND THE SURROUND MOUNT AT 300mm AFFL U.N.O. RATING 10A U.N.O.	WHITE UNLESS NOTED AS BLACK (BK)	CLIPSAL C2000 SERIES	A
DOUBLE POWER OUTLET		DOUBLE POWER OUTLET C/W CIRCUIT IDENTIFICATION ON THE FACEPLATE BEHIND THE SURROUND MOUNT AT 300mm AFFL U.N.O. RATING 10A U.N.O.	WHITE UNLESS NOTED AS BLACK (BK)	CLIPSAL C2000 SERIES	A
GAMING TAB OUTLET		GAMING / TAB OUTLETS PROVIDED BY THE GAMING ELECTRICIAN. REFER TO THE NOTES FOR ADDITIONAL DETAILS ON THE SCOPE.			A
SIGN CONNECTION		COORDINATE THE LOCATION AND CONNECTION WITH THE SIGN CONTRACTOR ENSURING THE CONNECTION ARE PROVIDED WITH APPROPRIATE WEATHER PROTECTION AND ARE CONCEALED FROM VIEW.			A
SINGLE-PHASE ISOLATOR		SINGLE-PHASE WEATHERPROOF ISOLATOR. MOUNT AT 1350mm AFFL U.N.O. RATING 20A U.N.O. CONNECT TO EQUIPMENT VIA FLEXIBLE CONDUIT.	-	CLIPSAL WHT20	A



ELECTRICAL DESIGN GROUP

ELECTRICAL BUILDING SERVICES CONSULTANTS

P.O. Box 15, SHERWOOD Q. 4075

Phone: (07) 3278 4375 Fax: (07) 3716 0222

Web Site: www.edg.net.au Email: brisbane@edg.net.au

C3630a - JIMBOOMBA TAVERN

C3630a-0002(A).xls

ELECTRICAL EQUIPMENT SCHEDULE

REVISION A - 24 OCTOBER 2025

THE LIGHT FITTING SUPPLIER CONTACT DETAILS MAY BE AVAILABLE ON THE EDG WEBSITE VIA THE FOLLOWING LINK www.edg.net.au/Links/Lighting.htm					
TYPE	LAMPS	DESCRIPTION	COLOUR / ACCESSORY	CATALOGUE No	REV
THREE-PHASE ISOLATOR		THREE-PHASE WEATHERPROOF ISOLATOR. MOUNT AT 1350mm AFFL U.N.O. RATING 20A U.N.O. CONNECT TO EQUIPMENT VIA FLEXIBLE CONDUIT.	-	CLIPSAL WHT35	A
LED SCREEN AV CONNECTION (AV)		PROVIDE EACH AV LED SCREEN POWER SUPPLY CONNECTION AS FOUR OF 413s WITH SUFFICIENT CABLE TO ALLOW THEM TO BE CONNECTED AND PUSHED BACK INTO THE WALL. COORDINATE THE HEIGHT OF THE CONNECTIONS / 413s WITH THE LED SCREEN SUPPLIER.			A
FLOOR BOX TYPE 1 (FB1)		FLUSH RECESSED FLOOR BOX C/W INTEGRAL DOUBLE 10 AMP GPO	STAINLESS STEEL	ECD FB1SDR	A
DB-L		PROVIDE A NEW DISTRIBUTION BOARD DB-L AS PER THE DB-L SCHEDULE AND NOTES.			A
DB-G		EXISTING DISTRIBUTION BOARD DB-G TO REMAIN. ANY EXISTING CIRCUITS THAT BECOME REDUNDANT DUE TO THE WORKS ARE TO BE REMOVED.			A
DB-T		EXISTING DISTRIBUTION BOARD DB-T TO REMAIN. ANY EXISTING CIRCUITS THAT BECOME REDUNDANT DUE TO THE WORKS ARE TO BE REMOVED.			A
DB-K		EXISTING DISTRIBUTION BOARD DB-K TO REMAIN. ANY EXISTING CIRCUITS THAT BECOME REDUNDANT DUE TO THE WORKS ARE TO BE REMOVED.			A
AC-2		EXISTING DISTRIBUTION BOARD AC-2 TO REMAIN. ANY EXISTING CIRCUITS THAT BECOME REDUNDANT DUE TO THE WORKS ARE TO BE REMOVED. PROVIDE A NEW MCB AS PER THE AC-2 - P1 CIRCUIT DESCRIPTION AND MISSING POLE FILLERS			A
AC-2-P1		PROVIDE CIRCUIT AC-2 - P1 AS A THREE PHASE 20 AMP RCBO PROTECTED 2.5MM CIRCUIT TO THE ROOF MOUNTED AIR CONDITIONING CONDENSOR ISOLATOR.			A
AC-3		EXISTING DISTRIBUTION BOARD AC-3 TO REMAIN. ANY EXISTING CIRCUITS THAT BECOME REDUNDANT DUE TO THE WORKS ARE TO BE REMOVED.			A
MDB		EXISTING HOTEL MAIN DISTRIBUTION BOARD TO REMAIN. PROVIDE A NEW MCCB TO SUPPLY DB-L AS PER THE NOTES.			A
DB-TAB		EXISTING DISTRIBUTION BOARD DB-Tab TO REMAIN. ANY EXISTING CIRCUITS THAT BECOME REDUNDANT DUE TO THE WORKS ARE TO BE REMOVED.			A
DB-CJB		GAMING DISTRIBUTION BOARD TO BE PROVIDED BY GAMING ELECTRICIAN			A